

TRITON TESTING CENTER – AP&M B349

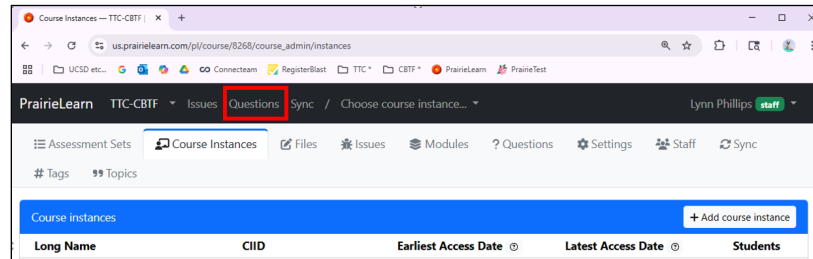
Computer Based Testing Facility (CBTF)

PrairieLearn: Multiple Choice Question

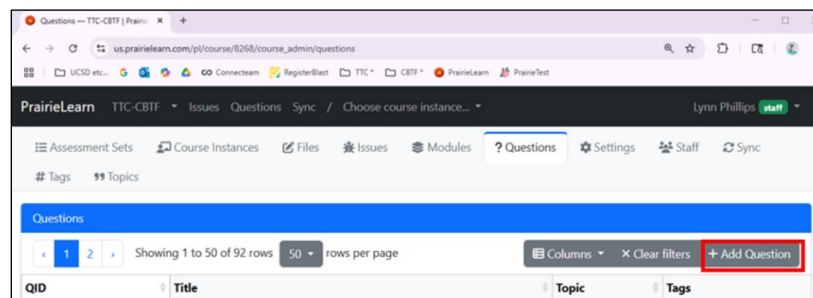
Please follow these instructions to create a standard multiple-choice question using the ***“Multiple choice: random correct answer”*** template.

Setting Up the Question

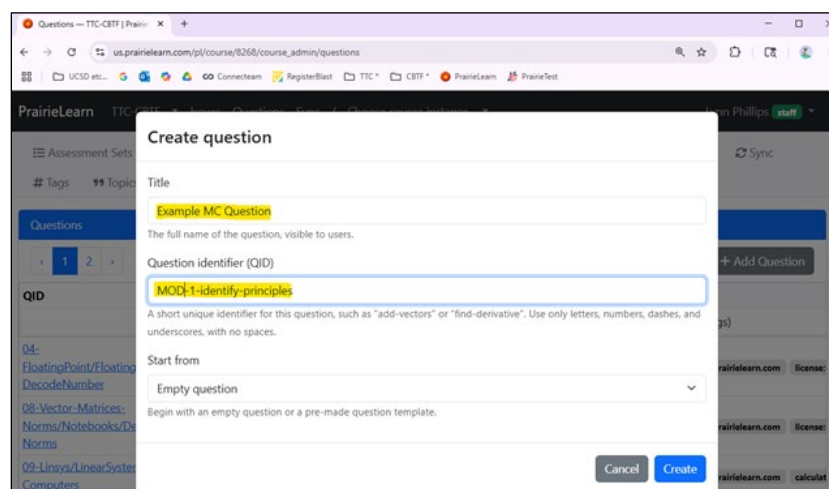
- First, sign into [PrairieLearn](#), and then click on the “Question” tab located in the black bar at the top of the screen.



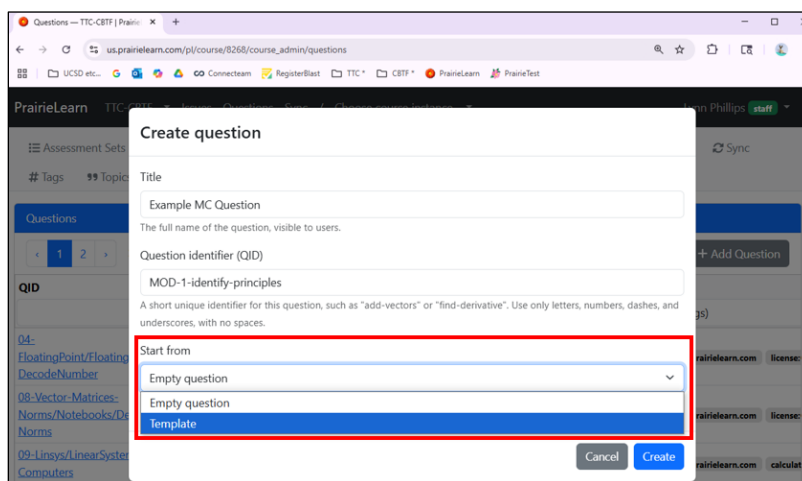
- Then, click the “+Add Question” button, under the blue bar on the far right of the screen.



- Next, create a title and a unique identifier for your question. Remember to create a generic, standardized title that students will see. The **Question Identifier (QID)** should be recognizable to aid in assessment creation. The QID must have no spaces and only use letters, numbers, dashes, and underscores (e.g. “MC-business-principles” or “TF_Cog-Develop-Theory”)

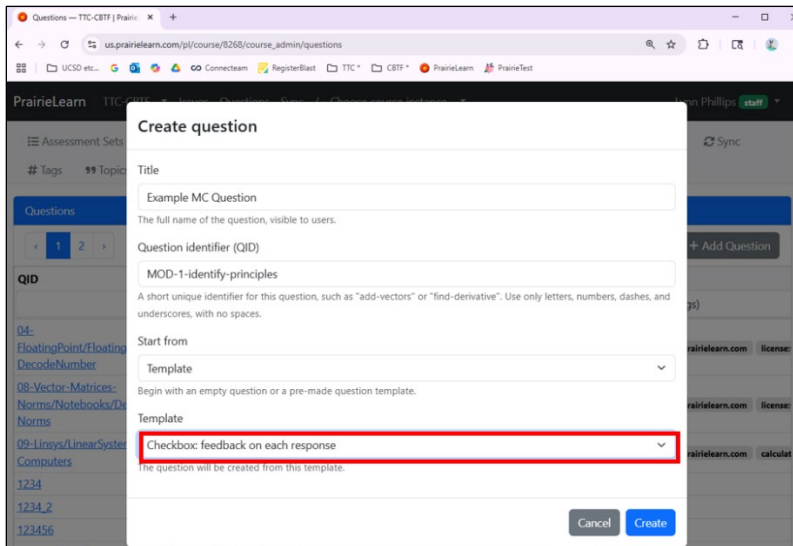


- Click the dropdown menu under “Start from” and change “Empty question” to “Template”.

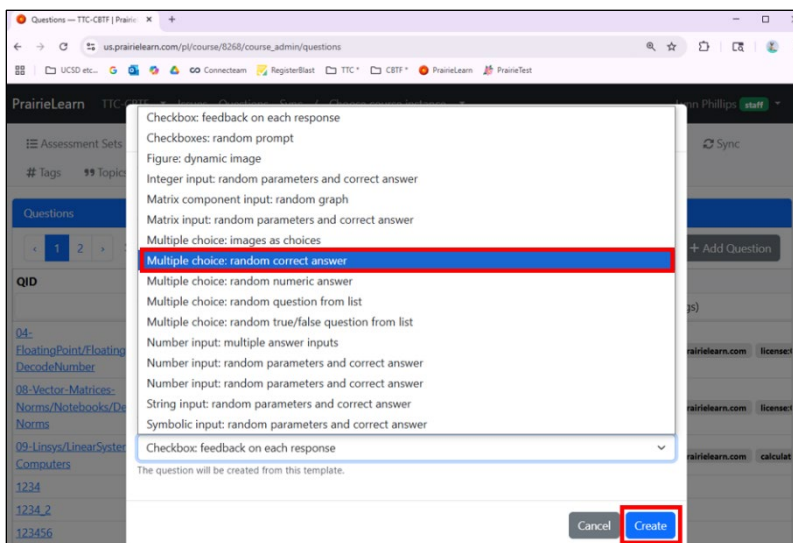


The screenshot shows the 'Create question' dialog in the PrairieLearn interface. The 'Start from' dropdown menu is open, displaying two options: 'Empty question' and 'Template'. The 'Template' option is highlighted with a red box. The background shows the course admin interface with a sidebar and a list of questions.

- Next, click the dropdown menu under “Template”, and select “Multiple choice: random correct answer” and click create.

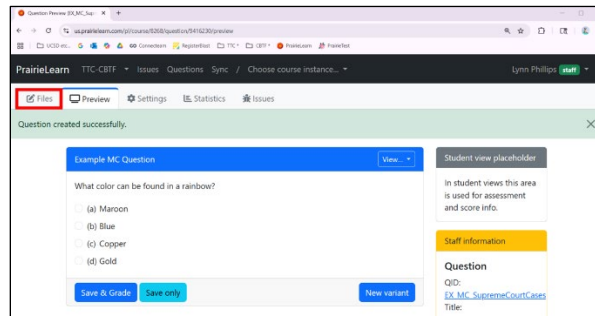


The screenshot shows the 'Create question' dialog in the PrairieLearn interface. The 'Template' dropdown menu is open, displaying a list of templates. The 'Multiple choice: random correct answer' template is highlighted with a red box. The background shows the course admin interface with a sidebar and a list of questions.

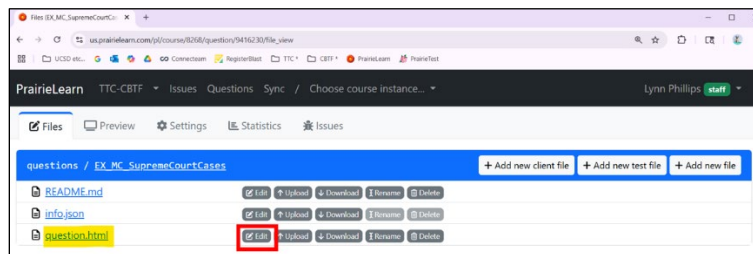


The screenshot shows the 'Create question' dialog in the PrairieLearn interface. The 'Multiple choice: random correct answer' template is selected, and the 'Create' button is highlighted with a red box. The background shows the course admin interface with a sidebar and a list of questions.

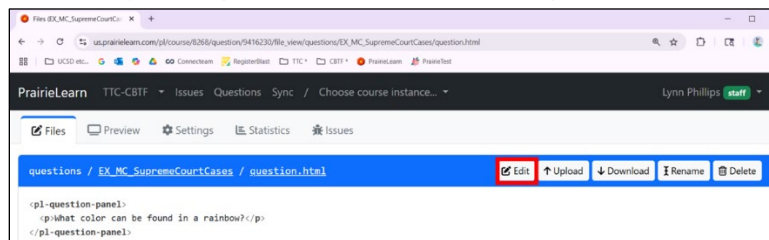
- After creation, the question starts on the “Preview” tab. Next click the “Files” tab to the left of the “Preview” tab on the upper left side of the screen.



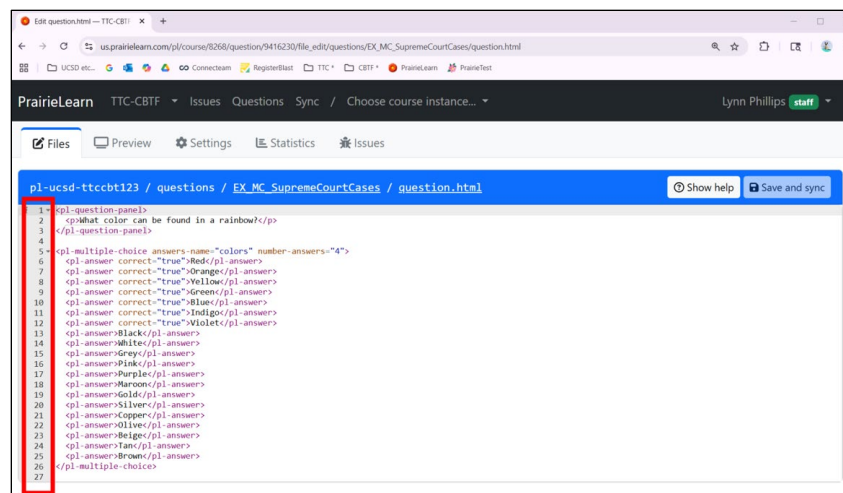
- There's only one file that needs to be edited: the “*question.html*” file. Click on the “Edit” button to the right of the *question.html* file.



If you click the “*question.html*” preview link on the left above, you can still access the code editor by clicking the “Edit” button on the right side of the blue bar.



- In the question editor window, the code elements are identified by color designations and each line is numbered on the left side of the screen:



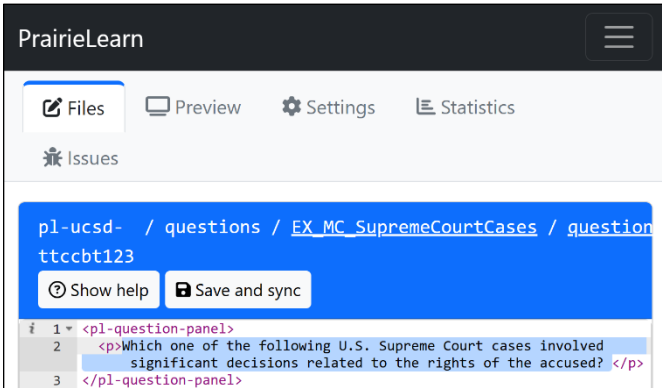
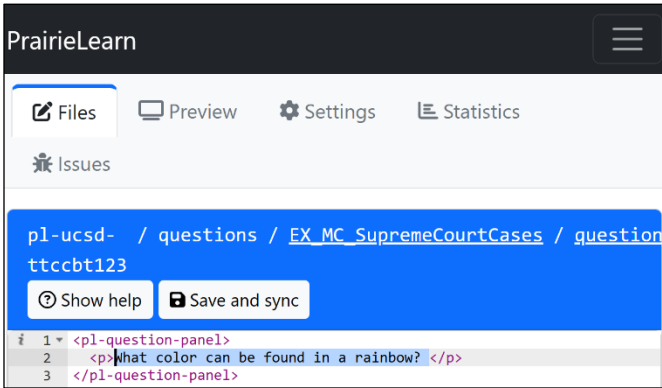
Editing the Question

After using the template to create your question, the question editor window will have the basic formatting necessary to create a multiple-choice question with 1 or more correct answers and 3 or more distractors.

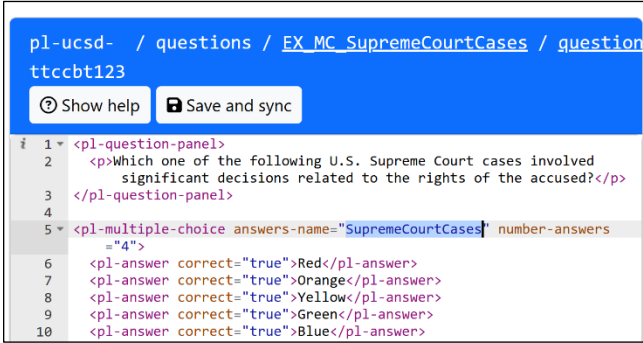
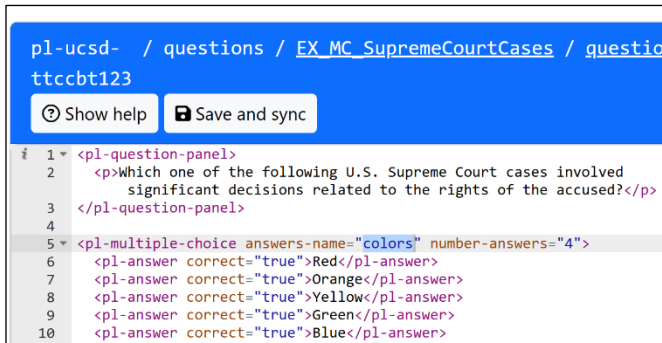
Glossary of Coding Elements & Terms

| Code Element | Meaning |
|---|---|
| <code><pl-question-panel></code> | Opening code for the question panel |
| <code></pl-question-panel></code> | Closing code for the question panel |
| <code><p></code> | Opening code for a paragraph |
| <code></p></code> | Closing code for a paragraph |
| <code><pl-multiple-choice answers-name="nameofchoiceshere" number-answers="4"></code> | Opening code for the Multiple-choice element that designates a name for choices and the number of answers that will be chosen. (e.g "number-answers="6">" will give 1 correct choice and 5 distractors) |
| <code><pl-answer correct="true"></code> | Opening code for the correct answers |
| <code></pl-answer></code> | Closing code for the correct answers |
| <code><pl-answer></code> | Opening code for the distractors |
| <code></pl-answer></code> | Closing code for the distractors |
| <code></pl-multiple-choice></code> | Closing code for the Multiple-choice element |

- First, highlight the template question “What color can be found in a rainbow?”, and then type in or copy and paste your question. (Helpful Keyboard Shortcuts: “ctrl+C” to copy and “ctrl+V” to paste)



- Change the name for the choices (optional) and the number of total choices (optional).



- Decide how many correct answers you will use and delete the remaining options shown. For this example, there are 3 correct options, but only 1 is necessary.

```
pl-ucsd- / questions / EX_MC_SupremeCourtCases / question
ttcibt123

[Show help] [Save and sync]

1 <pl-question-panel>
2 <p>Which one of the following U.S. Supreme Court cases involved
3 significant decisions related to the rights of the accused?</p>
4 </pl-question-panel>
5 <pl-multiple-choice answers-name="SupremeCourtCases" number-answers
6 ="4">
7 <pl-answer correct="true">Red</pl-answer>
8 <pl-answer correct="true">Orange</pl-answer>
9 <pl-answer correct="true">Yellow</pl-answer>
10 <pl-answer correct="true">Green</pl-answer>
11 <pl-answer correct="true">Blue</pl-answer>
12 <pl-answer correct="true">Indigo</pl-answer>
13 <pl-answer correct="true">Violet</pl-answer>
14 <pl-answer>Black</pl-answer>
```

```
pl-ucsd- / questions / EX_MC_SupremeCourtCases / question
ttcibt123

[Show help] [Save and sync]

1 <pl-question-panel>
2 <p>Which one of the following U.S. Supreme Court cases involved
3 significant decisions related to the rights of the accused?</p>
4 </pl-question-panel>
5 <pl-multiple-choice answers-name="SupremeCourtCases" number-answers
6 ="4">
7 <pl-answer correct="true">Red</pl-answer>
8 <pl-answer correct="true">Orange</pl-answer>
9 <pl-answer correct="true">Yellow</pl-answer>
10 <pl-answer>Black</pl-answer>
11 <pl-answer>White</pl-answer>
12 <pl-answer>Grey</pl-answer>
13 <pl-answer>Pink</pl-answer>
```

```
pl-ucsd- / questions / EX_MC_SupremeCourtCases / question
ttcibt123

[Show help] [Save and sync]

1 <pl-question-panel>
2 <p>Which one of the following U.S. Supreme Court cases involved
3 significant decisions related to the rights of the accused?</p>
4 </pl-question-panel>
5 <pl-multiple-choice answers-name="SupremeCourtCases" number-answers
6 ="4">
7 <pl-answer correct="true">Miranda v. Arizona</pl-answer>
8 <pl-answer correct="true">Gideon v. Wainwright</pl-answer>
9 <pl-answer correct="true">Mapp v. Ohio</pl-answer>
10 <pl-answer>Black</pl-answer>
11 <pl-answer>White</pl-answer>
12 <pl-answer>Grey</pl-answer>
13 <pl-answer>Pink</pl-answer>
```

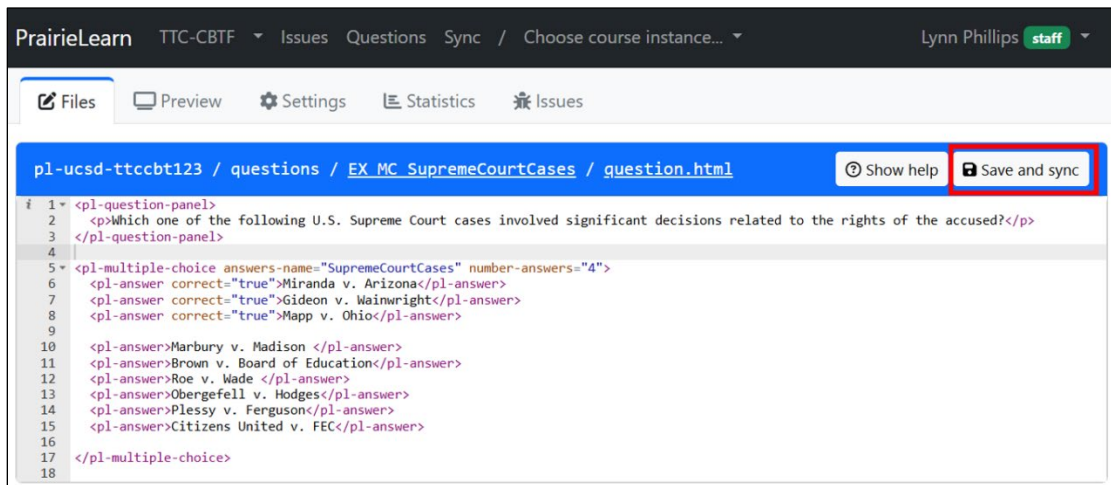
- Next, decide how many distractors you will use and delete the remaining options shown. For this example, there are 6 distractors, but only 3 distractors are necessary for a standard 4 choice, 1 correct option MC question.

```
1 <pl-question-panel>
2 <p>Which one of the following U.S. Supreme Court cases involved
3 significant decisions related to the rights of the accused?</p>
4 </pl-question-panel>
5 <pl-multiple-choice answers-name="SupremeCourtCases" number-answers
6 ="4">
7 <pl-answer correct="true">Miranda v. Arizona</pl-answer>
8 <pl-answer correct="true">Gideon v. Wainwright</pl-answer>
9 <pl-answer correct="true">Mapp v. Ohio</pl-answer>
10 <pl-answer>Black</pl-answer>
11 <pl-answer>White</pl-answer>
12 <pl-answer>Grey</pl-answer>
13 <pl-answer>Pink</pl-answer>
14 <pl-answer>Purple</pl-answer>
15 <pl-answer>Maroon</pl-answer>
16 <pl-answer>Gold</pl-answer>
17 <pl-answer>Silver</pl-answer>
18 <pl-answer>Copper</pl-answer>
19 <pl-answer>Olive</pl-answer>
20 <pl-answer>Beige</pl-answer>
21 <pl-answer>Tan</pl-answer>
22 <pl-answer>Brown</pl-answer>
```

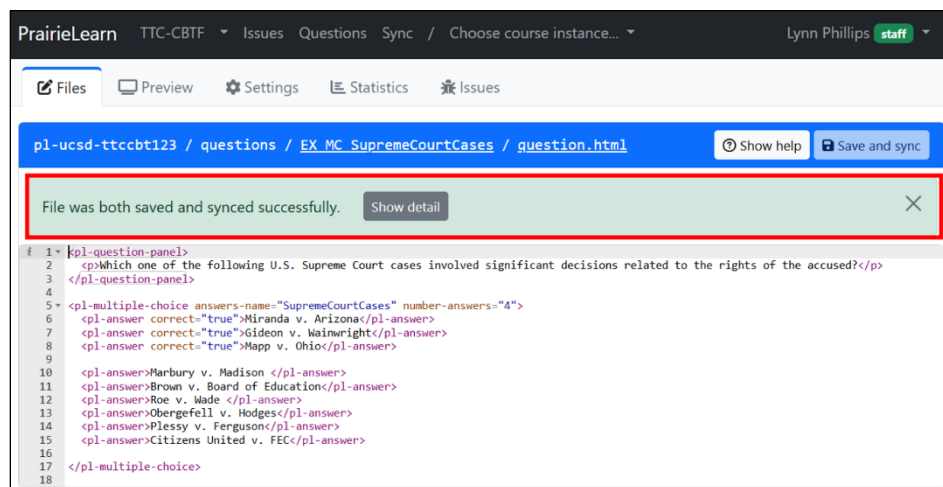
```
1 <pl-question-panel>
2 <p>Which one of the following U.S. Supreme Court cases involved
3 significant decisions related to the rights of the accused?</p>
4 </pl-question-panel>
5 <pl-multiple-choice answers-name="SupremeCourtCases" number-answers
6 ="4">
7 <pl-answer correct="true">Miranda v. Arizona</pl-answer>
8 <pl-answer correct="true">Gideon v. Wainwright</pl-answer>
9 <pl-answer correct="true">Mapp v. Ohio</pl-answer>
10 <pl-answer>Black</pl-answer>
11 <pl-answer>White</pl-answer>
12 <pl-answer>Grey</pl-answer>
13 <pl-answer>Pink</pl-answer>
14 <pl-answer>Purple</pl-answer>
15 <pl-answer>Maroon</pl-answer>
16 </pl-multiple-choice>
```

```
1 <pl-question-panel>
2 <p>Which one of the following U.S. Supreme Court cases involved
3 significant decisions related to the rights of the accused?</p>
4 </pl-question-panel>
5 <pl-multiple-choice answers-name="SupremeCourtCases" number-answers
6 ="4">
7 <pl-answer correct="true">Miranda v. Arizona</pl-answer>
8 <pl-answer correct="true">Gideon v. Wainwright</pl-answer>
9 <pl-answer correct="true">Mapp v. Ohio</pl-answer>
10 <pl-answer>Marbury v. Madison</pl-answer>
11 <pl-answer>Brown v. Board of Education</pl-answer>
12 <pl-answer>Roe v. Wade</pl-answer>
13 <pl-answer>Obergefell v. Hodges</pl-answer>
14 <pl-answer>Plessy v. Ferguson</pl-answer>
15 <pl-answer>Citizens United v. FEC</pl-answer>
16 </pl-multiple-choice>
```

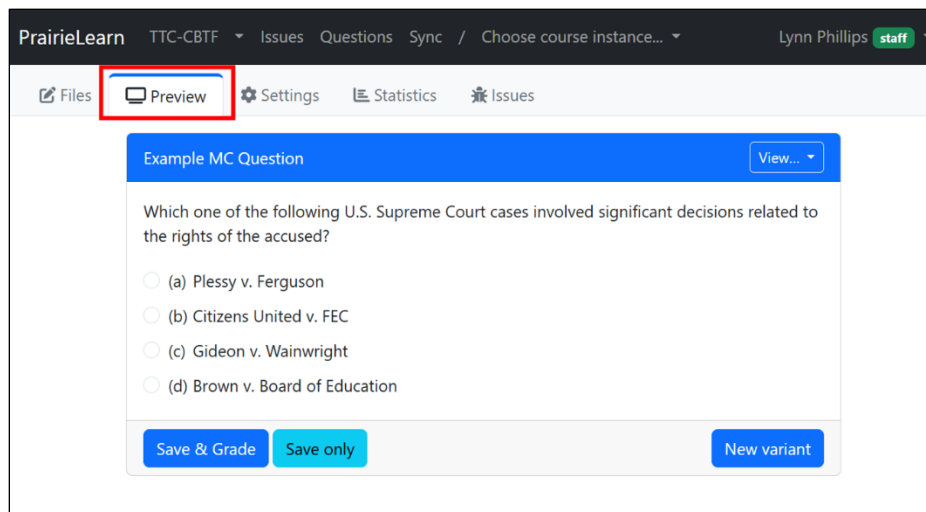
- Once all changes have been made, press the “Save and Sync” button in the blue bar.



- If everything is correct you will see this notification:



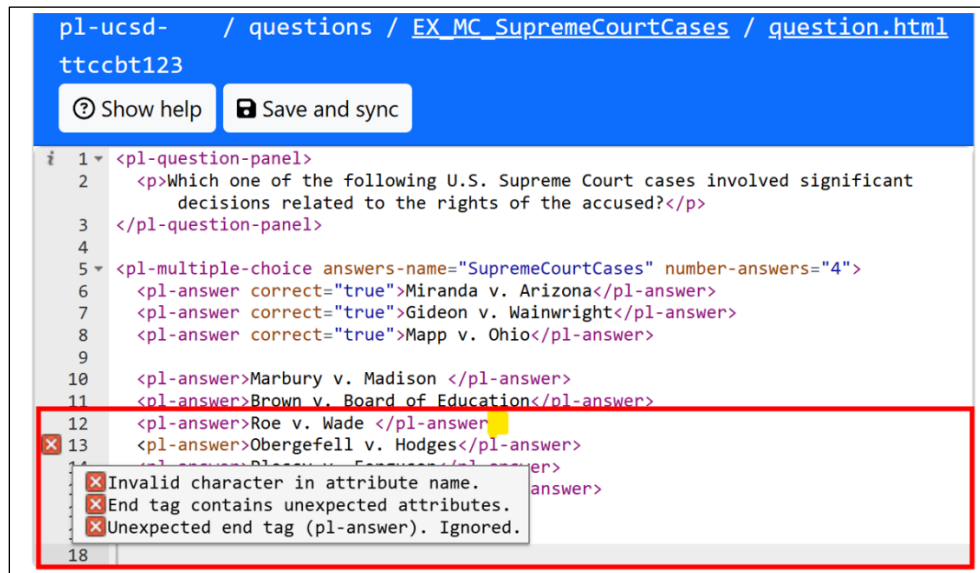
- Click the “Preview” tab to view your question.



Common Issues & Tips for Success

Small changes in the coding elements can cause issues and errors. Here are some common mistakes and tips for success.

- If you mistakenly delete a part of a code, a red X icon will appear next to the line where the issue is. Hovering over the icon will provide information regarding the issue. In this example, I deleted the ">" character from the end of line 12. Because part of the closing tag is missing, the system is reading the error in line 13. Replacing the missing character will fix the problem.

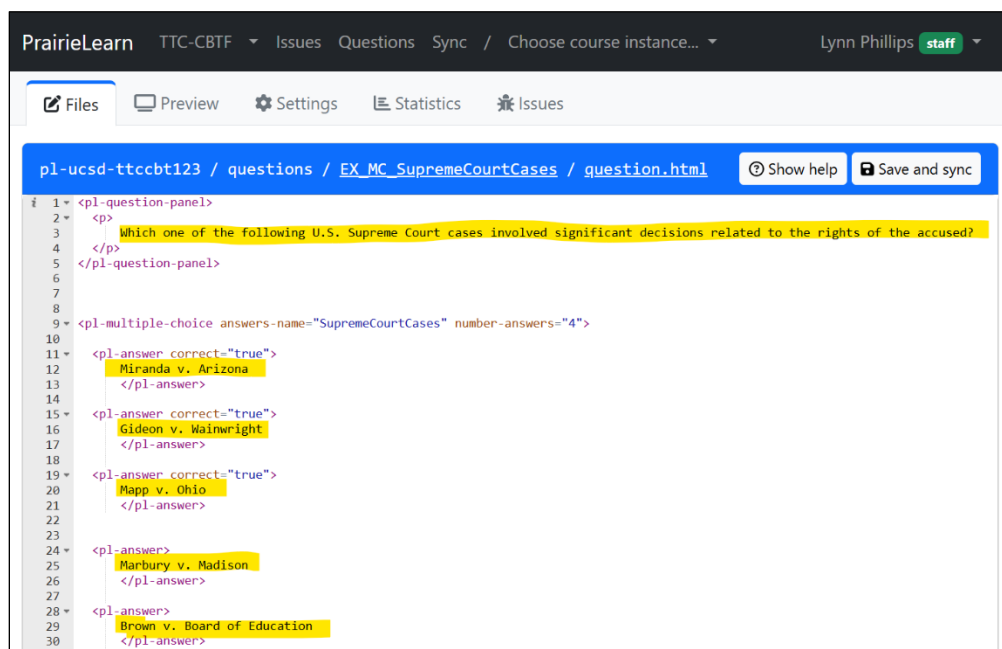


```
pl-ucsd- / questions / EX_MC_SupremeCourtCases / question.html
ttcbt123

Show help Save and sync

1 <pl-question-panel>
2 <p>Which one of the following U.S. Supreme Court cases involved significant
3 decisions related to the rights of the accused?</p>
4 </pl-question-panel>
5 <pl-multiple-choice answers-name="SupremeCourtCases" number-answers="4">
6 <pl-answer correct="true">Miranda v. Arizona</pl-answer>
7 <pl-answer correct="true">Gideon v. Wainwright</pl-answer>
8 <pl-answer correct="true">Mapp v. Ohio</pl-answer>
9
10 <pl-answer>Marbury v. Madison </pl-answer>
11 <pl-answer>Brown v. Board of Education</pl-answer>
12 <pl-answer>Roe v. Wade </pl-answer>
13 <pl-answer>Obergefell v. Hodges</pl-answer>
14 </pl-multiple-choice>
15
16 </pl-question-panel>
17
18
```

- Sometimes adding additional spaces or line breaks where you need to make changes can help visualize the different pieces of the code and help prevent accidental deletion of coding elements. For this example, I started a new line for each piece of information I modified for this question; this has no effect on the formatting or display of the student view of the question.



```
PrairieLearn TTC-CBTF Issues Questions Sync / Choose course instance... Lynn Phillips staff

Files Preview Settings Statistics Issues

pl-ucsd-ttcbt123 / questions / EX_MC_SupremeCourtCases / question.html Show help Save and sync

1 <pl-question-panel>
2 <p>Which one of the following U.S. Supreme Court cases involved significant
3 decisions related to the rights of the accused?</p>
4 </pl-question-panel>
5 <pl-multiple-choice answers-name="SupremeCourtCases" number-answers="4">
6
7 <pl-answer correct="true">
8   Miranda v. Arizona
9 </pl-answer>
10
11 <pl-answer correct="true">
12   Gideon v. Wainwright
13 </pl-answer>
14
15 <pl-answer correct="true">
16   Mapp v. Ohio
17 </pl-answer>
18
19 <pl-answer>
20   Marbury v. Madison
21 </pl-answer>
22
23 <pl-answer>
24   Brown v. Board of Education
25 </pl-answer>
26
27 </pl-multiple-choice>
28
29 </pl-question-panel>
30
31
```